




# MATWORKS

COMPREHENSIVE FLOORING SOLUTIONS



# ProGrate

Entryway System



- Great for high traffic areas, these mats allow drainage for water and snow while collecting dirt and debris
- Develop unique color variations to create the perfect entrance and creating a lasting impression
- The aluminum hinged rails are easily replaced after many years of pedestrian traffic and maintenance
- The rubber hinged mats are perfect for collecting dirt, grime, and moisture while the soft hinges absorb noises from foot traffic



Available with aluminum or rubber hinges

## CARPET



Charcoal



Black



Midnight



Espresso



Mauve



Black Cherry

## POLYPROPYLENE BRUSH



Grey



Jet Black




Brown


## DIAMOND PEAK VINYL



Grey




Black



Blue




Beige




Brown

## SERRATED ANODIZED ALUMINUM




Mill



Clear



Gold



Dark Bronze

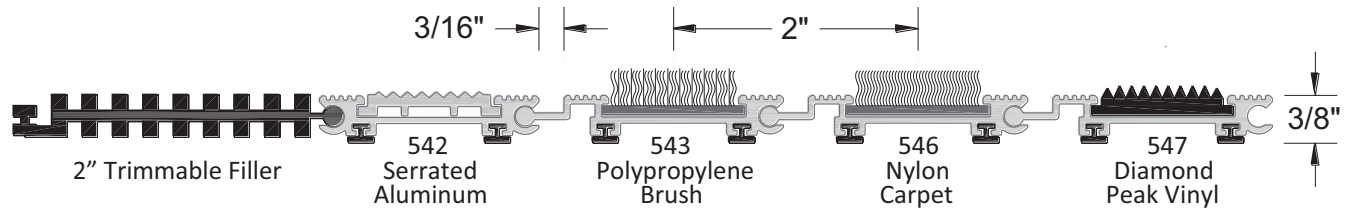


Black

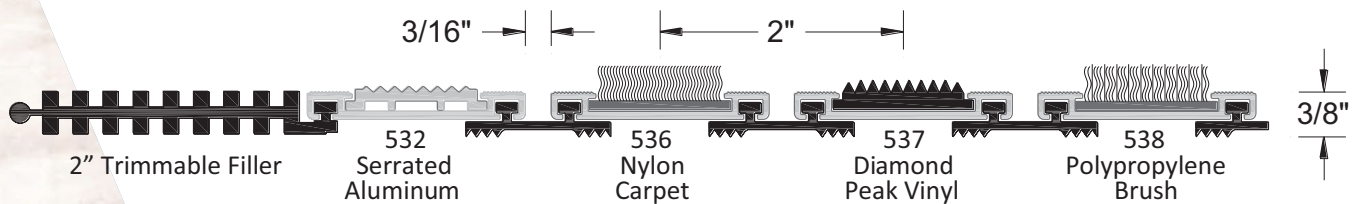
Colors may vary due to inconsistencies of various display monitors or printers (if you're viewing a printed version of this document). Color images are intended to be used as a guide only.

# PRODUCT INFO

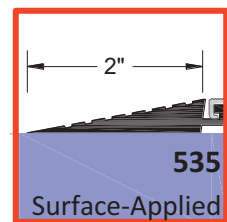
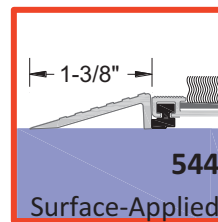
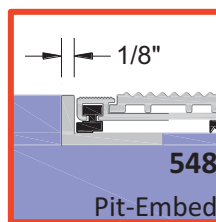
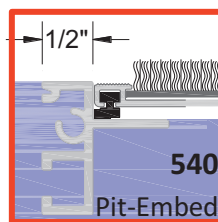
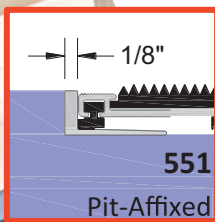
## ALUMINUM HINGE



## RUBBER HINGE



## FRAME OPTIONS



## CLEANING INSTRUCTIONS

Matworks strongly recommends cleaning your flooring system daily to maintain functionality and appearance. The maintenance schedule should start on the installation date to achieve the maximum life expectancy of the product.

### DAILY CLEANING:

- Sweep or vacuum daily to collect loose dirt and debris. Using a vacuum crevice tool is recommended to maximize the cleaning power and suction to capture excess dirt and debris caught between the inserts. For spots and stains, use a mild detergent with water and blot clean with a rag. A household-type carpet cleaner can be used for tougher stains.

### CARPET SURFACES:

- Vacuum daily with a commercial-grade carpet extractor or vacuum cleaner with a rotary power brush or beater bar.

### QUARTERLY MAINTENANCE:

- Lift the matting section from the frame containment as a whole or by the panel to thoroughly clean any trapped dirt or moisture underneath. Vacuum all areas under the grid. Some grids will need to be hosed down or power washed to remove hardened dirt, salt, or sand. Reinstall the grid system. Based on store traffic or environmental conditions such as increased salt, sand, and dirt, maintenance up to six times a year may be necessary.

